

# Camino Tips & Preparation Advice

Prepared by



and



 [info@caminowonders.com](mailto:info@caminowonders.com)

 [www.caminowonders.com](http://www.caminowonders.com)



Follow us @caminowonders



## 1. Introduction: Why People Walk the Camino

Every year, thousands of Americans travel to Spain to walk the Camino de Santiago, a historic pilgrimage route that has existed for over a thousand years.

But people do not walk the Camino only for travel.

They walk for:

- Reflection
- Wellness
- Personal challenge
- Spiritual exploration
- Life transitions
- Adventure

Many guests on The Way to Your Why podcast describe the Camino in a similar way:

“It’s not the easiest journey... but it’s one of the most rewarding.”

Walking several hours a day creates something rare in modern life: space to think.

- Space to slow down.
- Space to reconnect.
- Space to gain clarity.

This guide shares practical tips to help you prepare for the Camino and start your journey with confidence.

Buen Camino.



## 2. What the Camino Really Is

The Camino de Santiago is a network of historic walking routes across Spain and Europe that lead to the city of Santiago de Compostela, where tradition holds that the remains of the Apostle James are buried.

The most popular routes include:

-Camino Francés

The classic route across northern Spain.

-Portuguese Camino

Often starting in Porto and entering Spain through Galicia.

-Portuguese Coastal Route

A scenic path along the Atlantic coast.

-Camino Inglés

A shorter route historically used by pilgrims arriving by sea.

Pilgrims typically walk 10–20 km per day for several days or weeks.

Most people walk the final 100 km, which qualifies them to receive the Compostela certificate.



### 3. Physical Preparation

You do not need to be an athlete to walk the Camino.

But preparation helps make the experience more enjoyable.

Focus on building three things:

#### **Walking endurance**

Start walking regularly 2–3 months before your trip.

Suggested goal:

5–8 miles comfortable walking distance

#### **Comfortable footwear**

Shoes are one of the most important decisions.

Recommended:

Trail runners

Lightweight hiking shoes

Avoid:

Brand new shoes

Heavy boots unless you are used to them


#### **Backpack comfort**

If carrying a pack, keep weight light.

A general rule:

Your backpack should weigh no more than 10% of your body weight.

Many pilgrims also choose luggage transfer services to make walking easier.



## 4. What to Pack (Keep It Simple)

The Camino teaches a powerful lesson:

You need less than you think.

A simple packing list usually includes:

### Clothing

- 2 shirts
- 2 pairs of socks
- 1 pair of walking pants or shorts
- Light jacket
- Sleepwear

### Gear

- Small backpack
- Refillable water bottle
- Sunscreen
- Hat
- Lightweight rain jacket

### Foot care


- Blister prevention (tape or balm)
- Small first aid items

### Other essentials

- Passport
- Pilgrim credential
- Phone charger

Remember:

Every extra item becomes weight you carry for hours each day.



## 5. Typical Day on the Camino

Most pilgrims develop a simple daily rhythm.

### Morning

Wake early and start walking around 7–8 AM.

### Walking

Walk for several hours, often stopping for coffee or breakfast in small towns.

### Midday

Arrive at your destination between 2–4 PM.

### Afternoon

Rest, explore the town, enjoy a meal, and connect with other pilgrims.

### Evening

Many towns offer pilgrim dinners where walkers share stories from the day.

The Camino has a beautiful simplicity:

- Walk.
- Eat.
- Rest.
- Repeat.



## 6. Accommodation Options

Pilgrims can stay in different types of accommodations.

### **Albergues**

Pilgrim hostels designed specifically for Camino walkers.

Features may include:

Shared dorm rooms

Bunk beds

Shared bathrooms

Communal atmosphere

### **Hotels and Guesthouses**

Some pilgrims prefer more comfort.

These may include:

Private rooms

Private bathrooms

Luggage transfer services

### **Casas Rurales**

Small rural inns often located in charming villages.

Your accommodation choice shapes the experience, but all options allow you to connect with the spirit of the Camino.



## 7. The Mental Side of the Camino

The Camino is not only a physical journey.

Many pilgrims say the real experience happens internally.


Walking for hours creates time to think about:

- Life decisions
- Career direction
- Relationships
- Personal goals
- Gratitude

Many guests on The Way to Your Why podcast describe moments of clarity that happened while simply walking.

Not because they were trying to solve something.

But because the Camino created space.



## 8. Common Concerns from First-Time Pilgrims

### **“What if I walk alone?”**

Many people start the Camino alone.

But very few remain alone.

The Camino community is welcoming, and friendships form naturally along the way.

### **“What if I’m not in great shape?”**

You do not need to walk extreme distances.

You can walk shorter stages and move at your own pace.

### **“What if I get lost?”**

The Camino is well marked with the famous yellow arrows and scallop shell symbols.

Navigation apps also help many pilgrims today.

### **“What if I need help during the Camino?”**

The Camino has developed a strong support network over many years.

Along the routes you will find:

Pharmacies

Medical clinics

Local taxis

Friendly locals willing to assist pilgrims

In addition, many pilgrims use services that include luggage transfer, route planning, and support contacts, which provide extra peace of mind.

The Camino may feel like an adventure, but you are rarely far from help if you need it.



## 9. When Is the Best Time to Walk?

The most popular months are:

### Spring

April – June

### Fall

September – October

Best time to start walking:

Most pilgrims begin around 7:30–8:30 AM in the fall.

These months typically offer:

- Comfortable weather
- Active pilgrim community
- Beautiful landscapes

**Summer can be very hot**, especially in central Spain.

Best time to start walking:


In summer it is best to begin very early, often between 6:00–7:00 AM.

This allows pilgrims to complete much of their walking before the strongest heat of the day, which usually begins around midday.

**Winter is quieter** but some services may be limited.

Best time to start walking:

Because daylight is shorter in winter, pilgrims typically start later, around 8:30–9:00 AM, once the sun is up and temperatures begin to warm slightly.



## 10. Final Advice for Future Pilgrims

If you decide to walk the Camino, remember:

You do not need to walk it perfectly.

You simply need to start.

Many pilgrims say the Camino gives them:

- New friendships
- Personal insight
- A renewed perspective on life

As many of our guests say on The Way to Your Why podcast:

“The Camino gives you what you need, not always what you expect.”

Continue Your Camino Journey

If you're curious about walking the Camino and would like guidance choosing the right route or planning your experience, you are welcome to schedule a free Camino guidance call.

During this call we can discuss:

- Which Camino route fits your goals
- The best time of year to walk
- Training and preparation tips
- Accommodation options
- What to expect day-to-day

You can schedule a call [here](#)

